

**BEHR**  
**PREMIUM**  
FLOOR COATINGS

## DECORATIVE CONCRETE FINISHES

**GRANITE GRIP®**  
**SEMI-TRANSPARENT**  
**DECORATIVE CONCRETE STAIN**

**BEHR PREMIUM® GRANITE GRIP®**

For more info, see [www.homedepot.com/behrganitegrip](http://www.homedepot.com/behrganitegrip)



Pebble Sunstone  
GG-13



### DECORATIVE, SLIP-RESISTANT CONCRETE COATING

- Revives Concrete Surfaces
- Durable, Protective Finish
- Available in 2 Pre-mixed and 16 Custom Colors
- Fills in Hairline Cracks
- Resists Hot Tire Pick-Up, Dirt, Grease & Household Stains
- Ideal for Driveways, Garage Floors, Porches, Patios, Walkways and Interior Concrete Surfaces



BEFORE





Tan  
No. 655



# GRANITE GRIP®

TAN BASE COLOR OPTIONS



Tan  
No. 655



Pebble Sunstone  
GG-13



Copper Marble  
GG-10



Sunset Ridge  
GG-09



Sahara Canyon  
GG-11




Imperial Jade  
GG-12



Baltic Stone  
GG-16



Autumn Mountain  
GG-14



Amethyst  
GG-15

Color samples and textures are simulated. There may be a slight difference between the color of the chip shown and the actual coated surface.




Gray  
No. 650



# GRANITE GRIP®


GRAY BASE COLOR OPTIONS



Gray  
No. 650



Mission Olive  
GG-18




Slate Ivory  
GG-01



Stone Valley  
GG-02



Azul Diamond  
GG-05



Mineral Gray  
GG-17



Atlantic Topaz  
GG-03



Galaxy Quartz  
GG-08



Ornamental Gem  
GG-07

2 coats required for optimum color match, durability and coverage.





# INDIVIDUAL COLORS



Old Adobe DCS-800



Cajun Rose DCS-803



Cedar Blush DCS-802



Cinnamon Stone DCS-833



Brownstone DCS-834



Carob DCS-835



Sand DCS-870




Copper Canyon DCS-801

Walnut DCS-867



Greystone DCS-824



Industrial Gray DCS-825




Arctic Black DCS-828








Granite Green DCS-818



Canal Blue DCS-826



Late Sky DCS-827





BEHR PREMIUM® SEMI-TRANSPARENT  
DECORATIVE CONCRETE STAIN

For more info, see [www.homedepot.com/behrrsemiconcretestain](http://www.homedepot.com/behrrsemiconcretestain)



Surface Prep  
Required



Interior and  
Exterior

EASY APPLICATION STEPS\*



Gialo Antique



TRANSFORMS ORDINARY CONCRETE  
TO A NATURAL STONE-LIKE FINISH

- Tintable to 18 Custom Colors
- Create a Mottled Variegated or Uniform Look
- Make Your Own Unique Color Blend
- Available in Tint Base Gallons
- Ideal for Concrete Porches, Patios & Walkways



BEFORE

BEHR PREMIUM GRANITE GRIP™

Clean and etch  
surface until it  
feels like 150 grit  
sandpaper.

Step 1



Apply coating to the  
outer edges of your  
project area and fill in  
hairline cracks.

Step 2



Apply 1st Coat:  
First coat acts as the  
base and will not  
completely cover the  
surface by design.

NOTE: MUST USE 1/4"  
ADHESIVE ROLLER COVER

Step 3



Apply 2nd Coat  
(1 gallon covers  
≈ 50 sq. ft. with  
2 required coats)

Step 4



APPLICATORS:

- ☐ 1/4" Adhesive Roller Cover
- ☐ Nylon/Polyester Brush
- ☐ Optional: Texture Sprayer for Large Projects

BEHR PREMIUM® SEMI-TRANSPARENT  
DECORATIVE CONCRETE FINISH

Clean and etch  
surface until it  
feels like 150 grit  
sandpaper.

Step 1



Apply 1st color with  
a pump sprayer.  
(250 sq. ft. per gallon)

Step 2



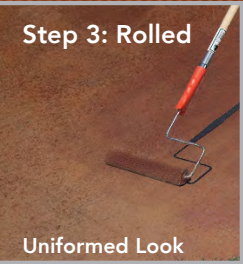
If desired, apply  
an accent color  
with a sprayer for a  
variegated look. For a  
uniform look, apply a  
2nd coat of the base  
color using a roller.

Step 3: Sprayed



Variegated Look

Step 3: Rolled



Uniformed Look

Optional:  
Apply Wet-Look Sealer  
(200-450 sq. ft per gallon)

Step 4



APPLICATORS:

- ☐ High Quality Pump Sprayer  
with a Conical Tip
- ☐ 3/8" Roller Cover

PROJECT ITEMS:

- ☐ Plastic Sheetting
- ☐ Broom
- ☐ Plastic Watering Can
- ☐ Stiff Bristle Brush (Non-Metal)
- ☐ Painter's Tape
- ☐ Hose
- ☐ Stir Stick

\*Refer to all product instructions for proper surface preparation and application. Photos may have been digitally enhanced. Actual results may vary.

Cover Photo: (left) Semi-Transparent Decorative Concrete Stain - Earth Fire | (right) Granite Grip - Sahara Canyon GG-11

**BEHR**  
A Masco Company

[f](#) [t](#) [i](#) [p](#) [y](#) [r](#) [e](#) [d](#) [i](#) [n](#) [g](#) [h](#) [e](#) [a](#) [b](#) [o](#) [u](#) [t](#) [b](#) [e](#) [h](#) [r](#) [c](#) [o](#) [m](#)

©2020 Behr Process Corporation, Santa Ana, CA 92705 U.S.A.



Have a coating or  
product question?  
Visit [behr.com](http://behr.com) or call  
1-800-854-0133 Ext. 2 (U.S.).



REV. 09/20

50004049 C-DECORATIVE-CONCRETE-FINISHES