

ENVIRONMENTAL PRODUCT DECLARATION

BEHR PREMIUM PLUS® ECOMIX™ INTERIOR PAINT

INTERIOR PAINT



Shown above: BEHR PREMIUM PLUS® ECOMIX™ Interior Paint is a GREENGUARD® Gold certified 100% acrylic plant-based, low odor paint and primer.

BEHR Paint Company

Behr Paint Company, producer of BEHR® and KILZ® products, is one of the largest manufacturers and suppliers of paint, primers, stains and surface finish products to do-it-yourselfers and professionals. Sustainability is a core concept of our business strategy and culture ensuring top economic, social and environmental performance. Behr Paint Company's commitment to sustainability, quality, value, and performance has driven our desire for innovation and transparency. The creation of a Life Cycle Assessment (LCA) report and Environmental Product Declaration (EPD) allows us to continually improve our operations and illustrate a complete story behind our products.

To learn more, visit behr.com and kilz.com





In order to support comparative assertions, this EPD meets all comparability requirements stated in ISO 14025:2006. However, such differences in certain assumptions, data quality, and variability between LCA data sets may still exist. As such, caution should be exercised when evaluating EPDs from different manufacturers, as the EPD results may not be entirely comparable. Any EPD comparison must be carried out at the building level per ISO 21930 guidelines. The results of this EPD reflect an average performance by the product and its actual impacts may vary on a case-to-case basis.

ENVIRONMENTAL PRODUCT DECLARATION



Premium Plus® ECOMIX™ Interior Paint

According to ISO 14025,
and ISO21930

EPD PROGRAM AND PROGRAM OPERATOR NAME, ADDRESS, LOGO, AND WEBSITE	UL Solutions 333 Pfingsten Rd, Northbrook IL, 60062	www.ul.com www.spot.ul.com
GENERAL PROGRAM INSTRUCTIONS AND VERSION NUMBER	Program Operator Rules v 2.7 2022	
MANUFACTURER NAME AND ADDRESS	Behr Process LLC 1801 E St Andrew Pl, Santa Ana, CA 92705	
DECLARATION NUMBER	4791080617.135.1	
DECLARED PRODUCT & FUNCTIONAL UNIT OR DECLARED UNIT	1m ² of covered and protected substrate for a period of 60 years with 97% opacity after drying	
REFERENCE PCR AND VERSION NUMBER	PCR for architectural coating: NAICS 325510, NSF (2022)	
DESCRIPTION OF PRODUCT APPLICATION/USE	Interior Paint	
PRODUCT RSL DESCRIPTION (IF APPL.)	5 years market life and 15 years design life used over a 60 year estimated building life	
MARKETS OF APPLICABILITY	North America	
DATE OF ISSUE	September 30, 2025	
PERIOD OF VALIDITY	5 Years	
EPD TYPE	Product-specific	
RANGE OF DATASET VARIABILITY	N/A	
OVERALL DATA QUALITY ASSESSMENT SCORE	Very good	
EPD SCOPE	Cradle to grave	
YEAR(S) OF REPORTED PRIMARY DATA	2021	
LCA SOFTWARE & VERSION NUMBER	Sphera's LCA for Experts (fka GaBi) v10.7.0.183	
LCI DATABASE(S) & VERSION NUMBER	Sphera's Managed LCA Content (fka GaBi) 2023.1	
LCIA METHODOLOGY & VERSION NUMBER	IPCC AR5, TRACI 2.1, CML 2001 (2013)	
The PCR review was conducted by:	NSF International	
	PCR Review Panel	
	ncss@nsf.org	
This declaration was independently verified in accordance with ISO 14025: 2006. <input type="checkbox"/> INTERNAL <input checked="" type="checkbox"/> EXTERNAL	Cooper McCollum, UL Solutions 	
	Sphera	
This life cycle assessment was conducted in accordance with ISO 14040/44 and the reference PCR by:	Maggie Wildnauer 	
This life cycle assessment was independently verified in accordance with ISO 14044 and the reference PCR by:	Maggie Wildnauer, WAP Sustainability	

ENVIRONMENTAL PRODUCT DECLARATION



Premium Plus® ECOMIX™ Interior Paint

According to ISO 14025,
ISO 21930

LIMITATIONS

Exclusions: EPDs do not indicate that any environmental or social performance benchmarks are met, and there may be impacts that they do not encompass. LCAs do not typically address the site-specific environmental impacts of raw material extraction, nor are they meant to assess human health toxicity. EPDs can complement but cannot replace tools and certifications that are designed to address these impacts and/or set performance thresholds – e.g. Type 1 certifications, health assessments and declarations, environmental impact assessments, etc.

Accuracy of Results: EPDs regularly rely on estimations of impacts; the level of accuracy in estimation of effect differs for any particular product line and reported impact.

Comparability: EPDs from different programs may not be comparable. Full conformance with a PCR allows EPD comparability only when all stages of a life cycle have been considered. However, variations and deviations are possible". Example of variations: Different LCA software and background LCI datasets may lead to differences results for upstream or downstream of the life cycle stages declared.

ENVIRONMENTAL PRODUCT DECLARATION



Premium Plus® ECOMIX™ Interior Paint



According to ISO 14025,
ISO 21930

1. Product Definition and Information

1.1. Description of Company/Organization

Founded in 1947, Behr Paint Company's unwavering commitment to quality, innovation, and value has helped foster their growth into one of the largest manufacturers of paints, primers, decorative finishes, stains, surface preparation and application products for DIYers and professionals in North America. With operations in the United States, Canada, and Mexico, this Santa Ana, California based company has worked diligently to deliver the quality brands, BEHR®, KILZ®, and WHIZZ® to meet the coating, color, and application needs of consumers, designers and professional paint contractors resulting in BEHR® becoming one of the most trusted brands in America. BEHR® paint delivers superior value at every price point so everyone can transform their space into the look they want, with the colors they love.

1.2. Product Description

Product Identification

Behr Premium Plus® ECOMIX™ ▲ Interior Paint is a premium interior 100% acrylic plant-based◇ paint and primer offering excellent hide, touch-up, and durability. It is ideal for residential and commercial projects including schools, hospitals, hospitality and other occupied spaces where low odor is preferred. PREMIUM PLUS® ECOMIX™ has been tested by independent third-party labs resulting in various certifications including: GREENGUARD® GOLD and USDA Certified Biobased offering a line of coatings that meet or exceed environmental and performance requirements. This product line includes: 2-1050 Flat, 2-2050 Eggshell, 2-3050 Semi-Gloss, and is available in quart and gallon sized containers. Tint bases are offered in: Ultra Pure White, and Deep, to allow custom tinting to any desired color.

▲ When compared to BEHR PREMIUM PLUS® Interior Paint & Primer, this product replaces a minimum of 20% of its fossil-based content with renewable plant-based materials, helping reduce the carbon footprint by more than 8%.

◇ This product contains a minimum of 20% plant-based ingredients, verified through third-party lab testing in accordance with ASTM D6866.



ENVIRONMENTAL PRODUCT DECLARATION



Premium Plus® ECOMIX™ Interior Paint

According to ISO 14025,
ISO 21930

Product Specification

Table 1. Specifications for Behr Premium Plus® ECOMIX™ Interior Paint

SKU	FILL / MAX TINT LOAD	GLOSS @ 60°	SHEEN @ 85°	RESIN TYPE	% SOLIDS BY VOLUME	% SOLIDS BY WEIGHT	FILM THICKNESS @ 250	FILM THICKNESS @ 400	VISCOSITY (KU)
							SQ FT/GL	SQ FT/GL	
2-1050	126 fl oz 4 fl oz	0 – 4	0 – 4	100% Acrylic	44% ± 2%	61% ± 2%	Wet: 6.4 mils Dry: 2.8 mils	Wet: 4.0 mils Dry: 1.7 mils	95 – 105
2-1300	116 fl oz 14 fl oz	0 – 4	0 – 4	100% Acrylic	44% ± 2%	61% ± 2%	Wet: 6.4 mils Dry: 2.8 mils	Wet: 4.0 mils Dry: 1.7 mils	95 – 105
2-2050	126 fl oz 4 fl oz	7 – 12	17 – 22	100% Acrylic	40% ± 2%	54% ± 2%	Wet: 6.4 mils Dry: 2.6 mils	Wet: 4.0 mils Dry: 1.6 mils	100 – 110
2-2300	116 fl oz 14 fl oz	7 – 12	17 – 22	100% Acrylic	40% ± 2%	54% ± 2%	Wet: 6.4 mils Dry: 2.6 mils	Wet: 4.0 mils Dry: 1.6 mils	100 – 110
2-3050	126 fl oz 4 fl oz	45 – 55	-	100% Acrylic	36% ± 2%	48% ± 2%	Wet: 6.4 mils Dry: 2.3 mils	Wet: 4.0 mils Dry: 1.4 mils	95 – 105
2-3300	116 fl oz 14 fl oz	45 – 55	-	100% Acrylic	36% ± 2%	48% ± 2%	Wet: 6.4 mils Dry: 2.3 mils	Wet: 4.0 mils Dry: 1.4 mils	95 – 105

1.3. Application

Recommended application information for Behr Premium Plus® ECOMIX™ Interior Paint is as follows:

Brush: Nylon/polyester

Roller: 3/8" – 3/4" nap roller cover, depending on surface texture

Airless Spray:

Tip: .015" - .019"

Filter: 60 mesh

Fluid Pressure: 1,400 – 2,400 psi

Thinning: Do not thin if using a roller or brush; however, if using a sprayer and thinning is required, thin with water at a rate of no more than ½ pint per gallon.



ENVIRONMENTAL PRODUCT DECLARATION



Premium Plus® ECOMIX™ Interior Paint



According to ISO 14025,
ISO 21930

The VOC emissions associated with each SKU after application are all <math><0.22 \text{ mg/m}^3</math>. The method used to determine this was the California Department of Public Health (CDPH) standard test method, a revised and expanded standard based on California Specification 01350. VOC content in g/L for each SKU is shown in Table 2.

Table 2. VOC content for each paint (g/L)

	2-1050	2-1300	2-2050	2-2300	2-3050	2-3300
VOC (g/L of paint)	1.37	1.42	1.54	1.77	2.01	2.08

1.4. Material Composition

The material composition of the paint in this product line is broken down by sheen and shown in Table 3 to Table 5.

Table 3. Material composition range in weight % for Behr Premium Plus® ECOMIX™ Interior Flat Paint

MATERIAL- FLAT	2-1050	2-1300
Resin/Binder	25 - 30%	35 – 40%
Additive	5 - 10%	5 - 10%
Biocide	0.1 - 1%	0.1 - 1%
Extender Pigment	20 - 25%	30 - 35%
Pigment (TiO ₂)	25 - 30%	-
Water	10 - 15%	20 - 25%

Table 4. Material composition range in weight % for Behr Premium Plus® ECOMIX™ Interior Eggshell Paint

MATERIAL- EGGSHELL	2-2050	2-2300
Resin/Binder	35 - 40%	45 - 50%
Additive	10 - 15%	5 - 10%
Biocide	0.1 - 1%	0.1 - 1%
Extender Pigment	10 - 15%	15 - 20%
Pigment (TiO ₂)	20 - 25%	-
Water	15 - 20%	25 - 30%





Table 5. Material composition range in weight % for Behr Premium Plus® ECOMIX™ Interior Semi-Gloss Paint

MATERIAL – SEMI-GLOSS	2-3050	2-3300
Resin/Binder	40 - 45%	55 - 60%
Additive	10 - 15%	5 - 10%
Biocide	0.1 - 1%	0.1 - 1%
Extender Pigment	0.5 – 1.5%	1 - 5%
Pigment (TiO2)	25 - 30%	-
Water	15 - 20%	30 - 35%

1.5. Manufacturing

As shown in Figure 1, manufacturing begins with metering of raw materials, followed by the pre-mix, dispersion, and let-down steps. The finished paint is dispensed into cans, which are then labeled, boxed, and loaded onto pallets for distribution.

Flow Diagram

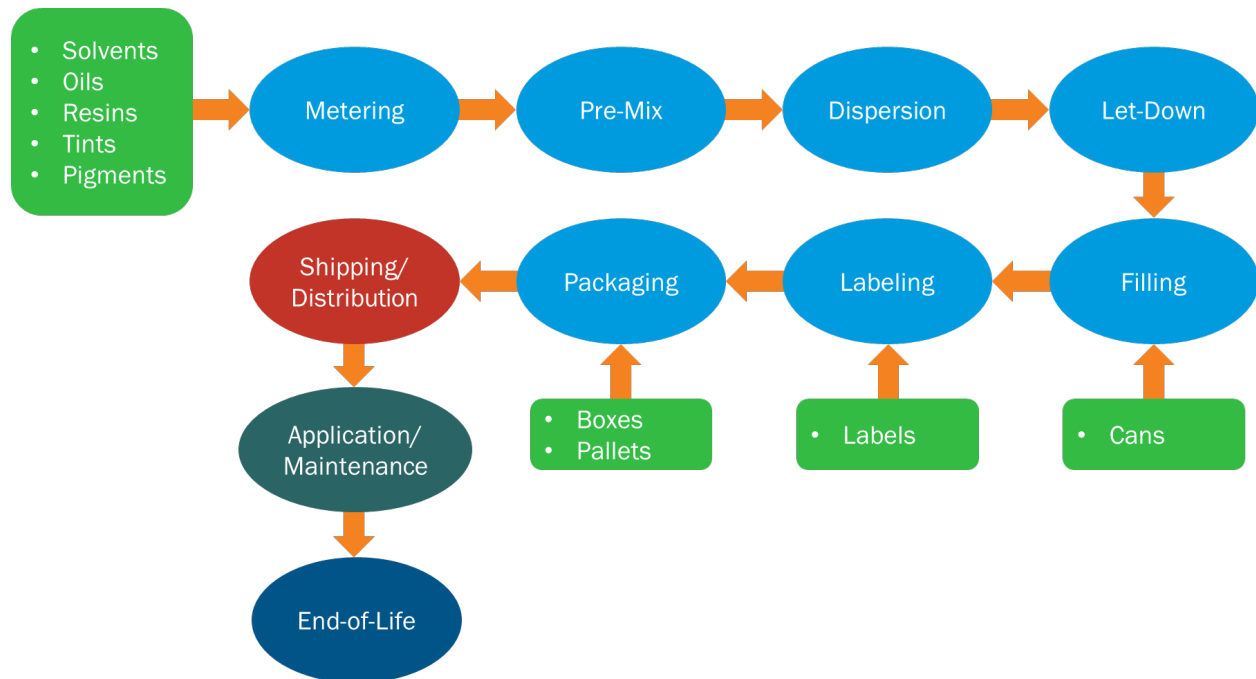


Figure 1. Flow diagram for cradle-to-grave LCA of Behr Premium Plus® ECOMIX™ Interior Paint.





Premium Plus® ECOMIX™ Interior Paint

According to ISO 14025,
ISO 21930

1.6. Packaging

Table 6 provides descriptions, volumes, and materials for the primary paint packaging used for Behr Premium Plus® ECOMIX™ Interior Paint. These packages are then placed in cardboard boxes and loaded onto heat-treated wooden pallets for distribution.

Table 6. Description of primary paint packaging

CONTAINER	VOLUME	MATERIAL
Can	Quart or Gallon	Polypropylene

1.7. Transportation

Raw materials and packaging are transported to each of the production facilities via truck or rail. After production and packaging, the paint is sent to one of twelve distribution centers by truck before being trucked to individual The Home Depot stores. Weighted average distances are calculated for transportation from distribution centers to stores in seven different regions.

1.8. Product Installation and Use

The use stage begins when the user applies the product to a substrate. This stage does not require any energy or additional cleaning inputs, but includes the VOCs emitted during application and drying. The products included in the Behr Premium Plus® ECOMIX™ Interior Paint portfolio are considered low-VOC products.

1.9. Reference Service Life and Estimated Building Service Life

Table 7 shows the design lifetime for interior and exterior paints of different quality. The entire Behr Premium Plus® ECOMIX™ Interior Paint line is considered high quality, and therefore has a design life of 15 years. Per the PCR, all results declared are calculated for a market life of 5 years. The estimated building life is 60 years per the PCR.

Table 7. Design lifetime of paint

COATING TYPE	LOW QUALITY	MID QUALITY	HIGH QUALITY	ALTERNATIVE
Interior Paint	3 years	7 years	15 years	N/A
Exterior Paint	5 years	10 years	20 years	Warranty





Premium Plus® ECOMIX™ Interior Paint

According to ISO 14025,
ISO 21930

1.10. Reuse, Recycling, and Energy Recovery

The Home Depot stores encourage customers to use PaintCare or local paint recycling programs.

1.11. Disposal

Product end-of-life occurs with the disposal of the substrate material. 100% of the waste is disposed of in a landfill at the end-of-life stage and cannot be separated from the substrate before disposal. Packaging is recovered at a rate of 6.2% for plastics, 33.9% for metals, and 80.9% for paper and corrugated material. Recovery rates represent the average fractions of waste recovered in the US.

2. Life Cycle Assessment Background Information

2.1. Functional or Declared Unit

The functional unit for the study is:

Covering and protecting 1 m² of substrate for a period of 60 years (the assumed lifetime of a building), exhibiting 97% opacity after drying

The functional unit and reference flow required for the functional unit were calculated for both the market life and design life as prescribed by the PCR. Market life for interior paints is 5 years. The design life is based on the quality as determined by ASTM test methods for scrub resistance (ASTM D2486 - 06(2012)e1), burnish (ASTM D6736 - 08(2013)), and washability (ASTM D4828 - 94(2012)e1) and is shown in Table 7. Lifetimes and reference flows for each sheen and base combination are shown in Table 8. Results were calculated for all base and sheen formulations.

For further technical information on Behr Premium Plus® ECOMIX™ Interior Paint, visit www.behr.com.

Table 8. Sheen, base, design life, market life, and reference flows for each paint product.

SKU	SHEEN	BASE	DESIGN LIFETIME (YEARS)	MARKET LIFETIME (YEARS)	PAINT PER UNIT AREA (KG/M ²)	COLORANT PER UNIT AREA (KG/M ²)
2-1050	Flat	White	15	5	0.147	0.0047
2-1300	Flat	Deep	15	5	0.131	0.0159
2-2050	Eggshell	White	15	5	0.135	0.0047





Premium Plus® ECOMIX™ Interior Paint

According to ISO 14025,
ISO 21930

SKU	SHEEN	BASE	DESIGN LIFETIME (YEARS)	MARKET LIFETIME (YEARS)	PAINT PER UNIT AREA (KG/M ²)	COLORANT PER UNIT AREA (KG/M ²)
2-2300	Eggshell	Deep	15	5	0.118	0.0159
2-3050	Semi-Gloss	White	15	5	0.128	0.0047
2-3300	Semi-Gloss	Deep	15	5	0.108	0.0159

2.2. System Boundary

The LCA was performed according to ISO 14040 standards. The system boundary is cradle-to-grave, and includes the following modules as defined in the PCR. The declaration covers the full range of Behr Premium Plus® ECOMIX™ Interior Paint sold in the North American market for the reference year 2021.

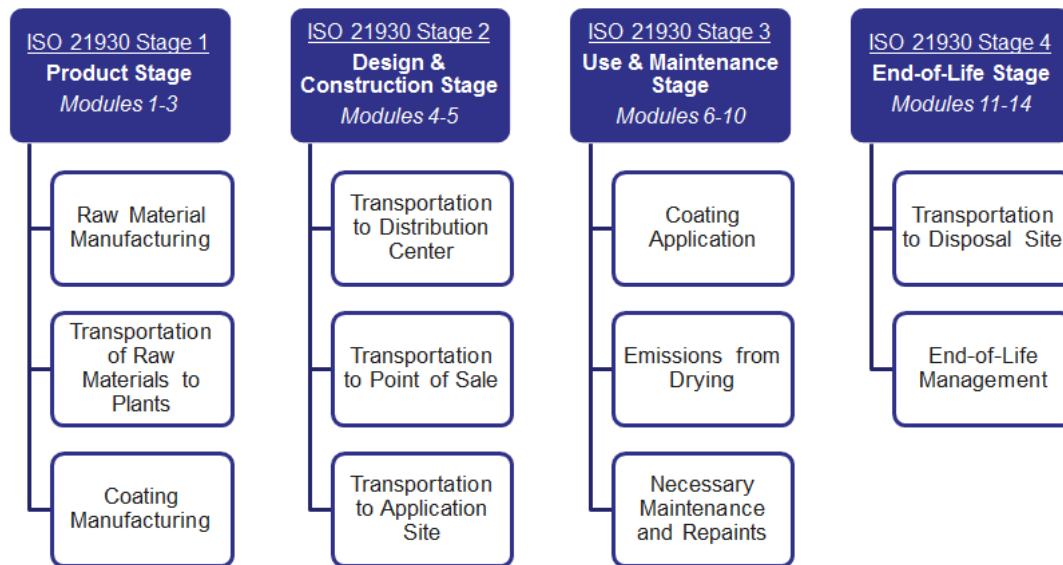


Figure 2. System boundaries for cradle to grave LCA





2.3. Estimates and Assumptions

The modeling approach makes assumptions that are prescribed by the PCR, such as packaging disposal and recovery treatment, as well as transportation distances and use phase assumptions.

2.4. Cut-off Criteria

No cut-off criteria was defined by this study. For processes within the system boundary, all available energy and material flow data have been included in the model.

2.5. Data Sources and Quality

Primary data, for the 2021 reference year, was obtained from the one of Behr's production facilities that will produce Premium Plus® ECOMIX™ Interior Paint. That facility is located in: Santa Ana, CA. Background data was obtained from the GaBi 2023.1 database and is representative of the years 2012-2021. Overall, both primary and background data are representative of the product system and have been deemed very good quality.

2.6. Period under Review

The period under review is 2021.

2.7. Allocation

Manufacturing inputs for the single facility were allocated to each paint product by volume.

3. Life Cycle Assessment Results

In accordance with the PCR, TRACI 2.1 impact characterization methodology is used to calculate the declared environmental impacts, except for global warming potential and abiotic resource depletion, which follow the methodology in the IPCC 5th assessment report, and CML, respectively (Table 9). Additional inventory metrics are also calculated per the guiding PCR. The declared impacts and inventory metrics are summarized in this section. The total LCIA results for design life and market life for each impact category are provided in Table 10 and Table 18, respectively.





Premium Plus® ECOMIX™ Interior Paint

According to ISO 14025,
ISO 21930

Furthermore, the results of each impact category for each stage are presented in Table 11 to Table 17 and from Table 19 to Table 25. Additionally, the LCI results for each stage are presented for each product (both market life and design life). The total LCI results for each impact category are also mentioned in this section.

3.1. Life Cycle Impact Assessment Results

Table 9. Environmental impact categories for North America

PARAMETER	DESCRIPTION	LCIA METHOD	UNIT
GWP excl	Global warming potential, excluding biogenic CO ₂	IPCC AR5 (2013)	kg CO ₂ eq.
GWP incl	Global warming potential, including biogenic CO ₂	IPCC AR5 (2013)	kg CO ₂ eq.
ODP	Stratospheric ozone layer depletion potential	TRACI 2.1	kg CFC 11 eq.
AP	Land and water acidification potential	TRACI 2.1	kg SO ₂ eq.
EP	Eutrophication potential	TRACI 2.1	kg N eq.
SFP	Tropospheric ozone photochemical oxidant (smog) formation potential	TRACI 2.1	kg O ₃ eq.
ADP _f	Abiotic resource potential for fossil resources	CML 2001	MJ

Table 10. Total LCIA results for every interior paint product, per 1 m² for 60 years by design life

SKU	GWP EXCL KG CO ₂ EQ.	GWP INCL KG CO ₂ EQ.	AP KG SO ₂ EQ.	EP KG N EQ.	ODP KG CFC-11 EQ.	SFP KG O ₃ EQ.	ADP _F MJ
2-1050	1.27E+00	1.14E+00	2.38E-02	1.13E-03	2.61E-08	5.52E-02	3.10E+01
2-1300	7.82E-01	6.60E-01	2.75E-03	9.53E-04	2.34E-08	3.25E-02	2.47E+01
2-2050	1.18E+00	1.04E+00	2.09E-02	1.11E-03	2.60E-08	5.19E-02	2.99E+01
2-2300	7.62E-01	6.38E-01	2.68E-03	9.50E-04	2.40E-08	3.07E-02	2.47E+01
2-3050	1.28E+00	1.14E+00	2.57E-02	1.11E-03	2.59E-08	5.52E-02	3.10E+01
2-3300	7.53E-01	6.27E-01	2.66E-03	9.48E-04	2.43E-08	2.98E-02	2.47E+01



ENVIRONMENTAL PRODUCT DECLARATION



Premium Plus® ECOMIX™ Interior Paint



According to ISO 14025,
ISO 21930

Table 11. GWP excl LCIA results for every interior paint product, per 1 m² for 60 years by design life (kg CO₂ eq.)

SKU	STAGE 1	STAGE 2	STAGE 3	STAGE 4	TOTAL
2-1050	1.04E+00	2.16E-01	0.00E+00	1.89E-02	1.27E+00
2-1300	4.60E-01	3.05E-01	0.00E+00	1.70E-02	7.82E-01
2-2050	9.57E-01	2.02E-01	0.00E+00	1.76E-02	1.18E+00
2-2300	4.59E-01	2.88E-01	0.00E+00	1.56E-02	7.62E-01
2-3050	1.06E+00	1.94E-01	0.00E+00	1.70E-02	1.28E+00
2-3300	4.64E-01	2.75E-01	0.00E+00	1.45E-02	7.53E-01

Table 2. GWP incl LCIA results for every paint product, interior paint, per 1 m² for 60 years by design life

SKU	STAGE 1	STAGE 2	STAGE 3	STAGE 4	TOTAL
2-1050	9.04E-01	2.14E-01	0.00E+00	1.97E-02	1.14E+00
2-1300	3.40E-01	3.03E-01	0.00E+00	1.77E-02	6.60E-01
2-2050	8.23E-01	2.00E-01	0.00E+00	1.84E-02	1.04E+00
2-2300	3.36E-01	2.86E-01	0.00E+00	1.62E-02	6.38E-01
2-3050	9.32E-01	1.92E-01	0.00E+00	1.77E-02	1.14E+00
2-3300	3.39E-01	2.73E-01	0.00E+00	1.52E-02	6.27E-01

Table 13. AP LCIA results for every interior paint product, per 1 m² for 60 years by design life (kg SO₂ eq.)

SKU	STAGE 1	STAGE 2	STAGE 3	STAGE 4	TOTAL
2-1050	2.32E-02	5.00E-04	0.00E+00	8.37E-05	2.38E-02
2-1300	2.04E-03	6.36E-04	0.00E+00	7.49E-05	2.75E-03
2-2050	2.04E-02	4.65E-04	0.00E+00	7.74E-05	2.09E-02
2-2300	2.02E-03	5.94E-04	0.00E+00	6.80E-05	2.68E-03
2-3050	2.52E-02	4.46E-04	0.00E+00	7.40E-05	2.57E-02
2-3300	2.04E-03	5.64E-04	0.00E+00	6.29E-05	2.66E-03



ENVIRONMENTAL PRODUCT DECLARATION



Premium Plus® ECOMIX™ Interior Paint



According to ISO 14025,
ISO 21930

Table 14. EP LCIA results for every interior paint product, per 1 m² for 60 years by design life (kg Neq.)

SKU	STAGE 1	STAGE 2	STAGE 3	STAGE 4	TOTAL
2-1050	9.51E-04	6.49E-05	0.00E+00	1.19E-04	1.13E-03
2-1300	7.84E-04	6.24E-05	0.00E+00	1.06E-04	9.53E-04
2-2050	9.43E-04	5.95E-05	0.00E+00	1.09E-04	1.11E-03
2-2300	7.98E-04	5.66E-05	0.00E+00	9.53E-05	9.50E-04
2-3050	9.51E-04	5.66E-05	0.00E+00	1.04E-04	1.11E-03
2-3300	8.08E-04	5.23E-05	0.00E+00	8.75E-05	9.48E-04

Table 15. ODP LCIA results for every interior paint product, per 1 m² for 60 years by design life (kg CFC-11 eq.)

SKU	STAGE 1	STAGE 2	STAGE 3	STAGE 4	TOTAL
2-1050	2.61E-08	1.44E-15	0.00E+00	5.38E-16	2.61E-08
2-1300	2.34E-08	3.38E-15	0.00E+00	4.75E-16	2.34E-08
2-2050	2.60E-08	1.39E-15	0.00E+00	4.81E-16	2.60E-08
2-2300	2.40E-08	3.30E-15	0.00E+00	4.15E-16	2.40E-08
2-3050	2.59E-08	1.37E-15	0.00E+00	4.50E-16	2.59E-08
2-3300	2.43E-08	3.24E-15	0.00E+00	3.71E-16	2.43E-08

Table 16. SFP LCIA results for every interior paint product, per 1 m² for 60 years by design life (kg O₃ eq.)

SKU	STAGE 1	STAGE 2	STAGE 3	STAGE 4	TOTAL
2-1050	4.41E-02	9.59E-03	2.48E-10	1.49E-03	5.52E-02
2-1300	2.15E-02	9.73E-03	2.48E-10	1.33E-03	3.25E-02
2-2050	4.17E-02	8.82E-03	2.48E-10	1.37E-03	5.19E-02
2-2300	2.07E-02	8.88E-03	2.48E-10	1.21E-03	3.07E-02
2-3050	4.55E-02	8.40E-03	2.48E-10	1.31E-03	5.52E-02
2-3300	2.04E-02	8.25E-03	2.48E-10	1.11E-03	2.98E-02



ENVIRONMENTAL PRODUCT DECLARATION



Premium Plus® ECOMIX™ Interior Paint

According to ISO 14025,
ISO 21930

Table 17. ADP_F LCIA results for every interior paint product, per 1 m² for 60 years by design life (MJ)

SKU	STAGE 1	STAGE 2	STAGE 3	STAGE 4	TOTAL
2-1050	2.76E+01	3.29E+00	0.00E+00	7.63E-02	3.10E+01
2-1300	1.88E+01	5.88E+00	0.00E+00	6.40E-02	2.47E+01
2-2050	2.67E+01	3.12E+00	0.00E+00	5.85E-02	2.99E+01
2-2300	1.90E+01	5.64E+00	0.00E+00	4.60E-02	2.47E+01
2-3050	2.79E+01	3.03E+00	0.00E+00	4.91E-02	3.10E+01
2-3300	1.92E+01	5.47E+00	0.00E+00	3.31E-02	2.47E+01

Table 18. Total LCIA results for every interior paint product, per 1 m² for 60 years by market life

SKU	GWP _{EXCL}	GWP _{INCL}	AP	EP	ODP	SFP	ADP _F
	KG CO ₂ EQ.	KG CO ₂ EQ.	KG SO ₂ EQ.	KG N EQ.	KG CFC 11 EQ.	KG O ₃ EQ.	MJ
2-1050	3.82E+00	3.41E+00	7.13E-02	3.40E-03	7.83E-08	1.66E-01	9.31E+01
2-1300	2.35E+00	1.98E+00	8.26E-03	2.86E-03	7.02E-08	9.76E-02	7.41E+01
2-2050	3.53E+00	3.12E+00	6.27E-02	3.34E-03	7.81E-08	1.56E-01	8.97E+01
2-2300	2.29E+00	1.91E+00	8.05E-03	2.85E-03	7.19E-08	9.22E-02	7.40E+01
2-3050	3.83E+00	3.43E+00	7.71E-02	3.33E-03	7.76E-08	1.66E-01	9.30E+01
2-3300	2.26E+00	1.88E+00	7.99E-03	2.84E-03	7.29E-08	8.93E-02	7.42E+01

Table 19. GWP excl LCIA results for every interior paint product, per 1 m² for 60 years by market life (kg CO₂ eq.)

SKU	STAGE 1	STAGE 2	STAGE 3	STAGE 4	TOTAL
2-1050	3.11E+00	6.49E-01	0.00E+00	5.68E-02	3.82E+00
2-1300	1.38E+00	9.15E-01	0.00E+00	5.10E-02	2.35E+00
2-2050	2.87E+00	6.06E-01	0.00E+00	5.29E-02	3.53E+00
2-2300	1.38E+00	8.63E-01	0.00E+00	4.67E-02	2.29E+00
2-3050	3.19E+00	5.83E-01	0.00E+00	5.09E-02	3.83E+00
2-3300	1.39E+00	8.25E-01	0.00E+00	4.36E-02	2.26E+00



ENVIRONMENTAL PRODUCT DECLARATION



Premium Plus® ECOMIX™ Interior Paint



According to ISO 14025,
ISO 21930

Table 20. GWP incl LCIA results for every paint product, interior paint, per 1 m² for 60 years by market life (kg CO₂ eq.)

SKU	STAGE 1	STAGE 2	STAGE 3	STAGE 4	TOTAL
2-1050	2.71E+00	6.42E-01	0.00E+00	5.90E-02	3.41E+00
2-1300	1.02E+00	9.08E-01	0.00E+00	5.30E-02	1.98E+00
2-2050	2.47E+00	5.99E-01	0.00E+00	5.51E-02	3.12E+00
2-2300	1.01E+00	8.57E-01	0.00E+00	4.87E-02	1.91E+00
2-3050	2.80E+00	5.77E-01	0.00E+00	5.31E-02	3.43E+00
2-3300	1.02E+00	8.19E-01	0.00E+00	4.56E-02	1.88E+00

Table 21. AP LCIA results for every interior paint product, per 1 m² for 60 years by market life (kg SO₂ eq.)

SKU	STAGE 1	STAGE 2	STAGE 3	STAGE 4	TOTAL
2-1050	6.95E-02	1.50E-03	0.00E+00	2.51E-04	7.13E-02
2-1300	6.12E-03	1.91E-03	0.00E+00	2.25E-04	8.26E-03
2-2050	6.11E-02	1.39E-03	0.00E+00	2.32E-04	6.27E-02
2-2300	6.07E-03	1.78E-03	0.00E+00	2.04E-04	8.05E-03
2-3050	7.55E-02	1.34E-03	0.00E+00	2.22E-04	7.71E-02
2-3300	6.11E-03	1.69E-03	0.00E+00	1.89E-04	7.99E-03

Table 22. EP LCIA results for every interior paint product, per 1 m² for 60 years by market life (kg N eq.)

SKU	STAGE 1	STAGE 2	STAGE 3	STAGE 4	TOTAL
2-1050	2.85E-03	1.95E-04	0.00E+00	3.56E-04	3.40E-03
2-1300	2.35E-03	1.87E-04	0.00E+00	3.18E-04	2.86E-03
2-2050	2.83E-03	1.79E-04	0.00E+00	3.27E-04	3.34E-03
2-2300	2.40E-03	1.70E-04	0.00E+00	2.86E-04	2.85E-03
2-3050	2.85E-03	1.70E-04	0.00E+00	3.11E-04	3.33E-03
2-3300	2.43E-03	1.57E-04	0.00E+00	2.63E-04	2.84E-03



ENVIRONMENTAL PRODUCT DECLARATION



Premium Plus® ECOMIX™ Interior Paint



According to ISO 14025,
ISO 21930

Table 23. ODP LCIA results for every interior paint product, per 1 m² for 60 years by market life (kg CFC-11 eq.)

SKU	STAGE 1	STAGE 2	STAGE 3	STAGE 4	TOTAL
2-1050	7.83E-08	4.31E-15	0.00E+00	1.61E-15	7.83E-08
2-1300	7.02E-08	1.01E-14	0.00E+00	1.43E-15	7.02E-08
2-2050	7.81E-08	4.17E-15	0.00E+00	1.44E-15	7.81E-08
2-2300	7.19E-08	9.90E-15	0.00E+00	1.25E-15	7.19E-08
2-3050	7.76E-08	4.10E-15	0.00E+00	1.35E-15	7.76E-08
2-3300	7.29E-08	9.71E-15	0.00E+00	1.11E-15	7.29E-08

Table 24. SFP LCIA results for every interior paint product, per 1 m² for 60 years by market life (kg O₃ eq.)

SKU	STAGE 1	STAGE 2	STAGE 3	STAGE 4	TOTAL
2-1050	1.32E-01	2.88E-02	7.45E-10	4.46E-03	1.66E-01
2-1300	6.44E-02	2.92E-02	7.45E-10	3.99E-03	9.76E-02
2-2050	1.25E-01	2.65E-02	7.45E-10	4.12E-03	1.56E-01
2-2300	6.20E-02	2.66E-02	7.45E-10	3.62E-03	9.22E-02
2-3050	1.37E-01	2.52E-02	7.45E-10	3.94E-03	1.66E-01
2-3300	6.12E-02	2.47E-02	7.45E-10	3.34E-03	8.93E-02

Table 25. ADPf LCIA results for every interior paint product, per 1 m² for 60 years by market life (MJ)

SKU	STAGE 1	STAGE 2	STAGE 3	STAGE 4	TOTAL
2-1050	8.29E+01	9.88E+00	0.00E+00	2.29E-01	9.31E+01
2-1300	5.63E+01	1.76E+01	0.00E+00	1.92E-01	7.41E+01
2-2050	8.02E+01	9.36E+00	0.00E+00	1.76E-01	8.97E+01
2-2300	5.70E+01	1.69E+01	0.00E+00	1.38E-01	7.40E+01
2-3050	8.38E+01	9.08E+00	0.00E+00	1.47E-01	9.30E+01
2-3300	5.77E+01	1.64E+01	0.00E+00	9.92E-02	7.42E+01





Premium Plus® ECOMIX™ Interior Paint

According to ISO 14025,
ISO 21930

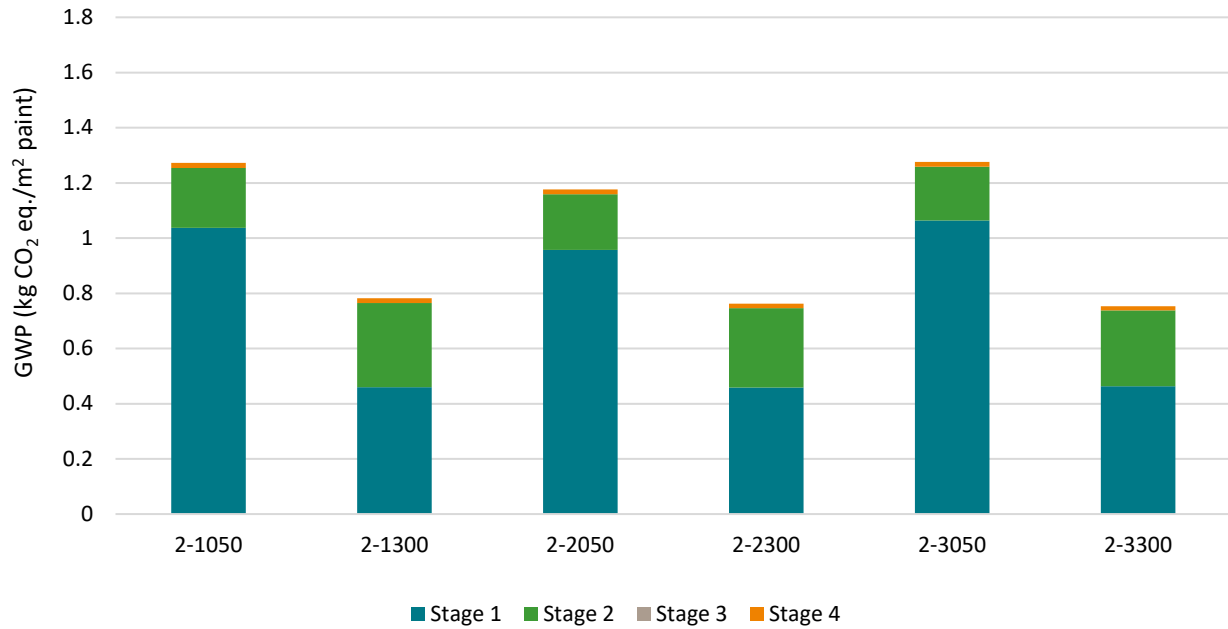


Figure 3: GWP excl results by stage

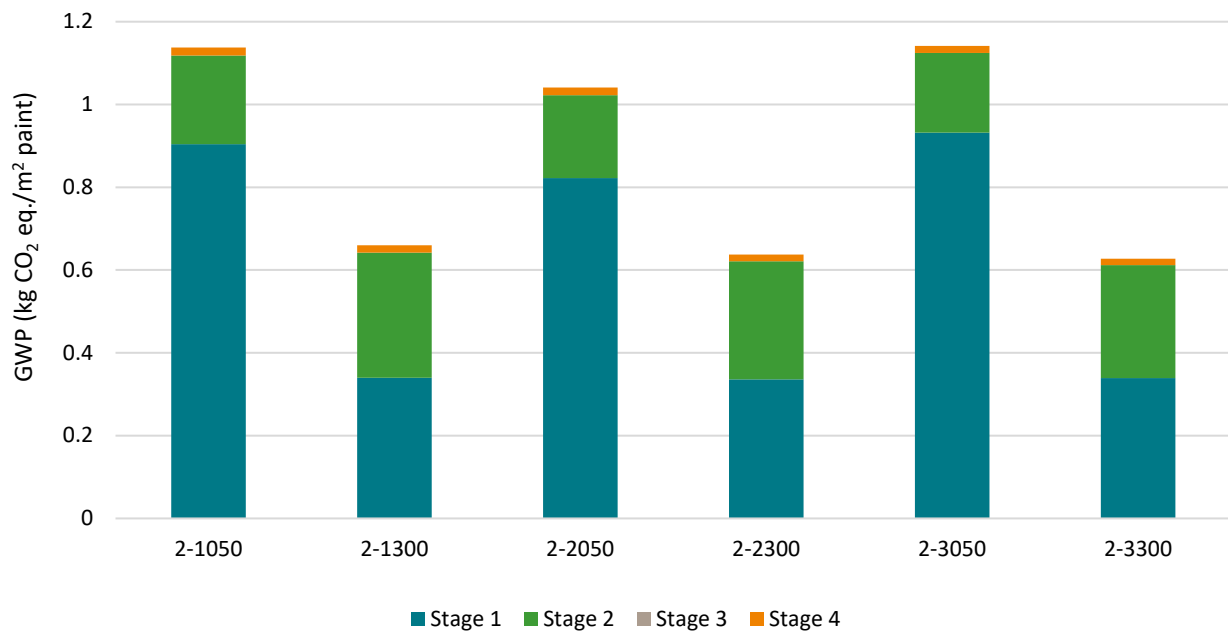


Figure 4: GWP incl results by stage





Premium Plus® ECOMIX™ Interior Paint

According to ISO 14025,
ISO 21930

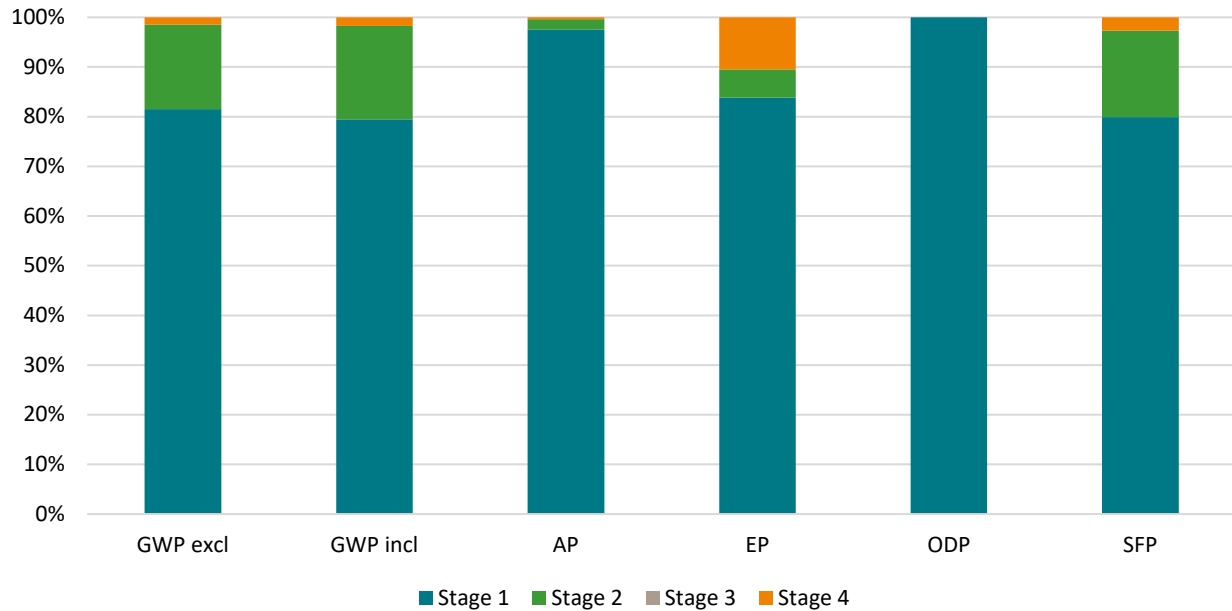


Figure 5: LCIA contribution results for 2-1050

3.2. Life Cycle Inventory Results

Table 26. Total resource use results for every interior paint product, per 1 m² for 60 years by design life

SKU	RPR _E MJ	RPR _M MJ	NRPR _E MJ	NRPR _M MJ	SM KG	RSF MJ	NRSF MJ	RE MJ	FW M ³
2-1050	3.06E+00	1.50E+00	2.44E+01	4.53E+00	2.35E-04	0	0	0	2.63E-02
2-1300	2.06E+00	1.35E+00	1.82E+01	4.03E+00	2.16E-04	0	0	0	2.08E-02
2-2050	2.96E+00	1.49E+00	2.30E+01	4.71E+00	2.34E-04	0	0	0	2.58E-02
2-2300	2.05E+00	1.37E+00	1.81E+01	4.02E+00	2.14E-04	0	0	0	2.11E-02
2-3050	3.11E+00	1.48E+00	2.45E+01	4.53E+00	2.34E-04	0	0	0	2.65E-02
2-3300	2.08E+00	1.39E+00	1.81E+01	4.05E+00	2.11E-04	0	0	0	2.14E-02



ENVIRONMENTAL PRODUCT DECLARATION



Premium Plus® ECOMIX™ Interior Paint



According to ISO 14025,
ISO 21930

Table 27. RPRe results for every interior paint product, for their design life (MJ)

SKU	Stage 1	Stage 2	Stage 3	Stage 4	Total
2-1050	2.87E+00	1.71E-01	0.00E+00	2.20E-02	3.06E+00
2-1300	1.80E+00	2.32E-01	0.00E+00	1.94E-02	2.06E+00
2-2050	2.78E+00	1.59E-01	0.00E+00	1.97E-02	2.96E+00
2-2300	1.82E+00	2.18E-01	0.00E+00	1.70E-02	2.05E+00
2-3050	2.94E+00	1.53E-01	0.00E+00	1.85E-02	3.11E+00
2-3300	1.86E+00	2.08E-01	0.00E+00	1.53E-02	2.08E+00

Table 28. RPRm results for every interior paint product, for their design life (MJ)

SKU	Stage 1	Stage 2	Stage 3	Stage 4	Total
2-1050	1.50E+00	0.00E+00	0.00E+00	0.00E+00	1.50E+00
2-1300	1.35E+00	0.00E+00	0.00E+00	0.00E+00	1.35E+00
2-2050	1.49E+00	0.00E+00	0.00E+00	0.00E+00	1.49E+00
2-2300	1.37E+00	0.00E+00	0.00E+00	0.00E+00	1.37E+00
2-3050	1.48E+00	0.00E+00	0.00E+00	0.00E+00	1.48E+00
2-3300	1.39E+00	0.00E+00	0.00E+00	0.00E+00	1.39E+00

Table 29. NRPRe results for every interior paint product, for their design life (MJ)

SKU	Stage 1	Stage 2	Stage 3	Stage 4	Total
2-1050	2.09E+01	3.35E+00	0.00E+00	7.50E-02	2.44E+01
2-1300	1.21E+01	6.01E+00	0.00E+00	6.27E-02	1.82E+01
2-2050	1.98E+01	3.17E+00	0.00E+00	5.67E-02	2.30E+01
2-2300	1.23E+01	5.77E+00	0.00E+00	4.42E-02	1.81E+01
2-3050	2.13E+01	3.08E+00	0.00E+00	4.70E-02	2.45E+01
2-3300	1.24E+01	5.60E+00	0.00E+00	3.09E-02	1.81E+01



ENVIRONMENTAL PRODUCT DECLARATION



Premium Plus® ECOMIX™ Interior Paint



According to ISO 14025,
ISO 21930

Table 30. NRPRm results for every interior paint product, for their design life (MJ)

SKU	Stage 1	Stage 2	Stage 3	Stage 4	Total
2-1050	4.53E+00	0.00E+00	0.00E+00	0.00E+00	4.53E+00
2-1300	4.03E+00	0.00E+00	0.00E+00	0.00E+00	4.03E+00
2-2050	4.71E+00	0.00E+00	0.00E+00	0.00E+00	4.71E+00
2-2300	4.02E+00	0.00E+00	0.00E+00	0.00E+00	4.02E+00
2-3050	4.53E+00	0.00E+00	0.00E+00	0.00E+00	4.53E+00
2-3300	4.05E+00	0.00E+00	0.00E+00	0.00E+00	4.05E+00

Table 31. SM results for every interior paint product, for their design life (kg)

SKU	Stage 1	Stage 2	Stage 3	Stage 4	Total
2-1050	2.35E-04	0.00E+00	0.00E+00	0.00E+00	2.35E-04
2-1300	2.16E-04	0.00E+00	0.00E+00	0.00E+00	2.16E-04
2-2050	2.34E-04	0.00E+00	0.00E+00	0.00E+00	2.34E-04
2-2300	2.14E-04	0.00E+00	0.00E+00	0.00E+00	2.14E-04
2-3050	2.34E-04	0.00E+00	0.00E+00	0.00E+00	2.34E-04
2-3300	2.11E-04	0.00E+00	0.00E+00	0.00E+00	2.11E-04

Table 32. FW results for every interior paint product, for their design life (m³)

SKU	Stage 1	Stage 2	Stage 3	Stage 4	Total
2-1050	2.57E-02	9.38E-04	0.00E+00	-2.41E-04	2.63E-02
2-1300	1.94E-02	1.53E-03	0.00E+00	-2.23E-04	2.08E-02
2-2050	2.52E-02	8.84E-04	0.00E+00	-2.43E-04	2.58E-02
2-2300	1.99E-02	1.46E-03	0.00E+00	-2.23E-04	2.11E-02
2-3050	2.59E-02	8.54E-04	0.00E+00	-2.44E-04	2.65E-02
2-3300	2.02E-02	1.41E-03	0.00E+00	-2.22E-04	2.14E-02



ENVIRONMENTAL PRODUCT DECLARATION



Premium Plus® ECOMIX™ Interior Paint

According to ISO 14025,
ISO 21930

Table 33. Total Resource use results for every interior paint product, per 1 m² for 60 years by market life

SKU	RPR _E MJ	RPR _M MJ	NRPR _E MJ	NRPR _M MJ	SM KG	RSF MJ	NRSF MJ	RE MJ	FW M ³
2-1050	9.19E+00	4.49E+00	7.31E+01	1.36E+01	7.05E-04	0	0	0	7.90E-02
2-1300	6.17E+00	4.04E+00	5.45E+01	1.21E+01	6.49E-04	0	0	0	6.23E-02
2-2050	8.88E+00	4.48E+00	6.89E+01	1.41E+01	7.03E-04	0	0	0	7.75E-02
2-2300	6.16E+00	4.12E+00	5.43E+01	1.20E+01	6.41E-04	0	0	0	6.33E-02
2-3050	9.33E+00	4.45E+00	7.34E+01	1.36E+01	7.01E-04	0	0	0	7.96E-02
2-3300	6.24E+00	4.16E+00	5.42E+01	1.22E+01	6.34E-04	0	0	0	6.41E-02

Table 34. RPR_E results for every interior paint product, per 1 m² for 60 years by market life (MJ)

SKU	Stage 1	Stage 2	Stage 3	Stage 4	Total
2-1050	8.61E+00	5.13E-01	0.00E+00	6.59E-02	9.19E+00
2-1300	5.41E+00	6.96E-01	0.00E+00	5.83E-02	6.17E+00
2-2050	8.34E+00	4.78E-01	0.00E+00	5.91E-02	8.88E+00
2-2300	5.46E+00	6.54E-01	0.00E+00	5.11E-02	6.16E+00
2-3050	8.81E+00	4.59E-01	0.00E+00	5.55E-02	9.33E+00
2-3300	5.57E+00	6.23E-01	0.00E+00	4.59E-02	6.24E+00

Table 35. RPR_M results for every interior paint product, per 1 m² for 60 years by market life (MJ)

SKU	Stage 1	Stage 2	Stage 3	Stage 4	Total
2-1050	4.49E+00	0.00E+00	0.00E+00	0.00E+00	4.49E+00
2-1300	4.04E+00	0.00E+00	0.00E+00	0.00E+00	4.04E+00
2-2050	4.48E+00	0.00E+00	0.00E+00	0.00E+00	4.48E+00
2-2300	4.12E+00	0.00E+00	0.00E+00	0.00E+00	4.12E+00
2-3050	4.45E+00	0.00E+00	0.00E+00	0.00E+00	4.45E+00
2-3300	4.16E+00	0.00E+00	0.00E+00	0.00E+00	4.16E+00



ENVIRONMENTAL PRODUCT DECLARATION



Premium Plus® ECOMIX™ Interior Paint



According to ISO 14025,
ISO 21930

Table 36. NRPRe results for every interior paint product, per 1 m² for 60 years by market life (MJ)

SKU	Stage 1	Stage 2	Stage 3	Stage 4	Total
2-1050	6.28E+01	1.00E+01	0.00E+00	2.25E-01	7.31E+01
2-1300	3.63E+01	1.80E+01	0.00E+00	1.88E-01	5.45E+01
2-2050	5.93E+01	9.52E+00	0.00E+00	1.70E-01	6.89E+01
2-2300	3.68E+01	1.73E+01	0.00E+00	1.33E-01	5.43E+01
2-3050	6.40E+01	9.24E+00	0.00E+00	1.41E-01	7.34E+01
2-3300	3.73E+01	1.68E+01	0.00E+00	9.27E-02	5.42E+01

Table 37. NRPRm results for every interior paint product, per 1 m² for 60 years by market life (MJ)

SKU	Stage 1	Stage 2	Stage 3	Stage 4	Total
2-1050	1.36E+01	0.00E+00	0.00E+00	0.00E+00	1.36E+01
2-1300	1.21E+01	0.00E+00	0.00E+00	0.00E+00	1.21E+01
2-2050	1.41E+01	0.00E+00	0.00E+00	0.00E+00	1.41E+01
2-2300	1.20E+01	0.00E+00	0.00E+00	0.00E+00	1.20E+01
2-3050	1.36E+01	0.00E+00	0.00E+00	0.00E+00	1.36E+01
2-3300	1.22E+01	0.00E+00	0.00E+00	0.00E+00	1.22E+01

Table 38. SM results for every interior paint product, per 1 m² for 60 years by market life (kg)

SKU	Stage 1	Stage 2	Stage 3	Stage 4	Total
2-1050	7.05E-04	0.00E+00	0.00E+00	0.00E+00	7.05E-04
2-1300	6.49E-04	0.00E+00	0.00E+00	0.00E+00	6.49E-04
2-2050	7.03E-04	0.00E+00	0.00E+00	0.00E+00	7.03E-04
2-2300	6.41E-04	0.00E+00	0.00E+00	0.00E+00	6.41E-04
2-3050	7.01E-04	0.00E+00	0.00E+00	0.00E+00	7.01E-04
2-3300	6.34E-04	0.00E+00	0.00E+00	0.00E+00	6.34E-04



ENVIRONMENTAL PRODUCT DECLARATION



Premium Plus® ECOMIX™ Interior Paint

According to ISO 14025,
ISO 21930

Table 39. FW results for every interior paint product, per 1 m² for 60 years by market life (m³)

SKU	Stage 1	Stage 2	Stage 3	Stage 4	Total
2-1050	7.70E-02	2.81E-03	0.00E+00	-7.24E-04	7.90E-02
2-1300	5.83E-02	4.58E-03	0.00E+00	-6.69E-04	6.23E-02
2-2050	7.56E-02	2.65E-03	0.00E+00	-7.29E-04	7.75E-02
2-2300	5.96E-02	4.37E-03	0.00E+00	-6.68E-04	6.33E-02
2-3050	7.78E-02	2.56E-03	0.00E+00	-7.32E-04	7.96E-02
2-3300	6.06E-02	4.22E-03	0.00E+00	-6.65E-04	6.41E-02

Table 40. Total output and waste results for every interior paint product, per 1 m² for 60 years by design life

SKU	HWD %	NHWD %
2-1050	0.02%	99.98%
2-1300	0.02%	99.98%
2-2050	0.02%	99.98%
2-2300	0.02%	99.98%
2-3050	0.02%	99.98%
2-3300	0.02%	99.98%

Table 41. Waste results for every interior paint product, per 1 m² for 60 years by design life

SKU	Waste	Stage 1	Stage 2	Stage 3	Stage 4	Total
2-1050	HWD	0.90%	0.00%	0.00%	0.00%	0.02%
	NHWD	99.10%	0.00%	0.00%	100.00%	99.98%
2-1300	HWD	0.90%	0.00%	0.00%	0.00%	0.02%
	NHWD	99.10%	0.00%	0.00%	100.00%	99.98%
2-2050	HWD	0.90%	0.00%	0.00%	0.00%	0.02%
	NHWD	99.10%	0.00%	0.00%	100.00%	99.98%
2-2300	HWD	0.90%	0.00%	0.00%	0.00%	0.02%
	NHWD	99.10%	0.00%	0.00%	100.00%	99.98%
2-3050	HWD	0.90%	0.00%	0.00%	0.00%	0.02%
	NHWD	99.10%	0.00%	0.00%	100.00%	99.98%
2-3300	HWD	0.90%	0.00%	0.00%	0.00%	0.02%
	NHWD	99.10%	0.00%	0.00%	100.00%	99.98%



ENVIRONMENTAL PRODUCT DECLARATION



Premium Plus® ECOMIX™ Interior Paint

According to ISO 14025,
ISO 21930

Table 42. Total output and waste results for every interior paint product, per 1 m² for 60 years by market life

SKU	HWD %	NHWD %
2-1050	0.02%	99.98%
2-1300	0.02%	99.98%
2-2050	0.02%	99.98%
2-2300	0.02%	99.98%
2-3050	0.02%	99.98%
2-3300	0.02%	99.98%

Table 43. Waste results for every interior paint product, per 1 m² for 60 years by market life

SKU	Waste	Stage 1	Stage 2	Stage 3	Stage 4	Total
2-1050	HWD	0.90%	0.00%	0.00%	0.00%	0.02%
	NHWD	99.10%	0.00%	0.00%	100.00%	99.98%
2-1300	HWD	0.90%	0.00%	0.00%	0.00%	0.02%
	NHWD	99.10%	0.00%	0.00%	100.00%	99.98%
2-2050	HWD	0.90%	0.00%	0.00%	0.00%	0.02%
	NHWD	99.10%	0.00%	0.00%	100.00%	99.98%
2-2300	HWD	0.90%	0.00%	0.00%	0.00%	0.02%
	NHWD	99.10%	0.00%	0.00%	100.00%	99.98%
2-3050	HWD	0.90%	0.00%	0.00%	0.00%	0.02%
	NHWD	99.10%	0.00%	0.00%	100.00%	99.98%
2-3300	HWD	0.90%	0.00%	0.00%	0.00%	0.02%
	NHWD	99.10%	0.00%	0.00%	100.00%	99.98%



ENVIRONMENTAL PRODUCT DECLARATION



Premium Plus® ECOMIX™ Interior Paint

According to ISO 14025,
ISO 21930

Table 44. Energy resource use results for every interior paint product, per 1 m² for 60 years by design life

SKU	BIO-ENERGY MJ	FOSSIL ENERGY MJ	HYDRO/WIND ENERGY MJ	NUCLEAR ENERGY MJ	OTHER ENERGY MJ	NON-RENEWABLE RESOURCES kg	RENEWABLE RESOURCES kg
2-1050	3.72E-11	2.03E+01	7.22E-01	1.36E+00	1.01E+00	5.08E-01	9.18E-02
2-1300	5.17E-12	1.51E+01	3.08E-01	6.12E-01	5.54E-01	3.57E-01	8.24E-02
2-2050	3.31E-11	1.92E+01	6.65E-01	1.24E+00	9.65E-01	4.79E-01	9.16E-02
2-2300	2.65E-12	1.48E+01	3.02E-01	6.13E-01	5.25E-01	3.50E-01	8.43E-02
2-3050	3.33E-11	2.04E+01	7.58E-01	1.42E+00	1.03E+00	5.13E-01	9.10E-02
2-3300	2.07E-12	1.47E+01	3.11E-01	6.28E-01	5.23E-01	3.48E-01	8.55E-02

Table 45. Bio-energy results for every interior paint product, per 1 m² for 60 years by design life (MJ)

SKU	Stage 1	Stage 2	Stage 3	Stage 4	Total
2-1050	4.38E-11	-5.30E-12	0.00E+00	-1.35E-12	3.72E-11
2-1300	2.60E-11	-1.96E-11	0.00E+00	-1.25E-12	5.17E-12
2-2050	3.99E-11	-5.39E-12	0.00E+00	-1.37E-12	3.31E-11
2-2300	2.33E-11	-1.94E-11	0.00E+00	-1.26E-12	2.65E-12
2-3050	4.02E-11	-5.44E-12	0.00E+00	-1.38E-12	3.33E-11
2-3300	2.26E-11	-1.93E-11	0.00E+00	-1.27E-12	2.07E-12

Table 46. Fossil energy results for every interior paint product, per 1 m² for 60 years by design life (MJ)

SKU	Stage 1	Stage 2	Stage 3	Stage 4	Total
2-1050	1.69E+01	3.29E+00	0.00E+00	7.63E-02	2.03E+01
2-1300	9.14E+00	5.88E+00	0.00E+00	6.40E-02	1.51E+01
2-2050	1.60E+01	3.12E+00	0.00E+00	5.85E-02	1.92E+01
2-2300	9.13E+00	5.64E+00	0.00E+00	4.60E-02	1.48E+01
2-3050	1.73E+01	3.03E+00	0.00E+00	4.91E-02	2.04E+01
2-3300	9.23E+00	5.47E+00	0.00E+00	3.31E-02	1.47E+01



ENVIRONMENTAL PRODUCT DECLARATION



Premium Plus® ECOMIX™ Interior Paint



According to ISO 14025,
ISO 21930

Table 47. Hydro/ Wind energy results every interior paint product, per 1 m² for 60 years by design life (MJ)

SKU	Stage 1	Stage 2	Stage 3	Stage 4	Total
2-1050	6.87E-01	3.05E-02	0.00E+00	4.20E-03	7.22E-01
2-1300	2.33E-01	7.15E-02	0.00E+00	3.63E-03	3.08E-01
2-2050	6.32E-01	2.96E-02	0.00E+00	3.53E-03	6.65E-01
2-2300	2.29E-01	6.97E-02	0.00E+00	2.95E-03	3.02E-01
2-3050	7.26E-01	2.90E-02	0.00E+00	3.18E-03	7.58E-01
2-3300	2.40E-01	6.83E-02	0.00E+00	2.46E-03	3.11E-01

Table 48. Nuclear energy results for every interior paint product, per 1 m² for 60 years by design life (MJ)

SKU	Stage 1	Stage 2	Stage 3	Stage 4	Total
2-1050	1.30E+00	5.55E-02	0.00E+00	-1.24E-03	1.36E+00
2-1300	4.81E-01	1.33E-01	0.00E+00	-1.33E-03	6.12E-01
2-2050	1.19E+00	5.38E-02	0.00E+00	-1.77E-03	1.24E+00
2-2300	4.85E-01	1.30E-01	0.00E+00	-1.83E-03	6.13E-01
2-3050	1.36E+00	5.29E-02	0.00E+00	-2.05E-03	1.42E+00
2-3300	5.03E-01	1.27E-01	0.00E+00	-2.19E-03	6.28E-01

Table 49. Other energy results for every interior paint product, per 1 m² for 60 years by design life (MJ)

SKU	Stage 1	Stage 2	Stage 3	Stage 4	Total
2-1050	8.48E-01	1.41E-01	0.00E+00	1.83E-02	1.01E+00
2-1300	3.77E-01	1.60E-01	0.00E+00	1.63E-02	5.54E-01
2-2050	8.18E-01	1.30E-01	0.00E+00	1.67E-02	9.65E-01
2-2300	3.62E-01	1.48E-01	0.00E+00	1.46E-02	5.25E-01
2-3050	8.90E-01	1.24E-01	0.00E+00	1.59E-02	1.03E+00
2-3300	3.70E-01	1.39E-01	0.00E+00	1.33E-02	5.23E-01



ENVIRONMENTAL PRODUCT DECLARATION



Premium Plus® ECOMIX™ Interior Paint

According to ISO 14025,
ISO 21930

Table 50. Non-renewable energy resource results every interior paint product, per 1 m² for 60 years by design life (kg)

SKU	Stage 1	Stage 2	Stage 3	Stage 4	Total
2-1050	4.27E-01	7.86E-02	0.00E+00	1.83E-03	5.08E-01
2-1300	2.14E-01	1.41E-01	0.00E+00	1.52E-03	3.57E-01
2-2050	4.03E-01	7.45E-02	0.00E+00	1.37E-03	4.79E-01
2-2300	2.13E-01	1.35E-01	0.00E+00	1.06E-03	3.50E-01
2-3050	4.39E-01	7.23E-02	0.00E+00	1.13E-03	5.13E-01
2-3300	2.16E-01	1.31E-01	0.00E+00	7.30E-04	3.48E-01

Table 51. Renewable energy resource results for every interior paint product, per 1 m² for 60 years by design life (kg)

SKU	Stage 1	Stage 2	Stage 3	Stage 4	Total
2-1050	9.18E-02	1.23E-12	0.00E+00	-3.71E-05	9.18E-02
2-1300	8.24E-02	-4.55E-11	0.00E+00	-3.41E-05	8.24E-02
2-2050	9.16E-02	-5.98E-13	0.00E+00	-3.70E-05	9.16E-02
2-2300	8.44E-02	-4.68E-11	0.00E+00	-3.37E-05	8.43E-02
2-3050	9.10E-02	-1.57E-12	0.00E+00	-3.69E-05	9.10E-02
2-3300	8.55E-02	-4.76E-11	0.00E+00	-3.34E-05	8.55E-02

Table 52. Energy resource use results for every interior paint product, per 1 m² for 60 years by market life

SKU	BIO ENERGY	FOSSIL ENERGY	HYDRO/WIND ENERGY	NUCLEAR ENERGY	OTHER RENEWABLE ENERGY	NON-RENEWABLE ENERGY RESOURCES	RENEWABLE ENERGY RESOURCES
	MJ	MJ	MJ	MJ	MJ	KG	KG
2-1050	1.12E-10	6.09E+01	2.17E+00	4.07E+00	3.02E+00	1.52E+00	2.75E-01
2-1300	1.55E-11	4.53E+01	9.24E-01	1.84E+00	1.66E+00	1.07E+00	2.47E-01
2-2050	9.94E-11	5.76E+01	2.00E+00	3.73E+00	2.89E+00	1.44E+00	2.75E-01
2-2300	7.96E-12	4.45E+01	9.06E-01	1.84E+00	1.57E+00	1.05E+00	2.53E-01
2-3050	1.00E-10	6.11E+01	2.28E+00	4.25E+00	3.09E+00	1.54E+00	2.73E-01
2-3300	6.21E-12	4.42E+01	9.32E-01	1.88E+00	1.57E+00	1.04E+00	2.56E-01



ENVIRONMENTAL PRODUCT DECLARATION



Premium Plus® ECOMIX™ Interior Paint



According to ISO 14025,
ISO 21930

Table 53. Bio-energy results for every interior paint product, per 1 m² for 60 years by market life (MJ)

SKU	Stage 1	Stage 2	Stage 3	Stage 4	Total
2-1050	1.31E-10	-1.59E-11	0.00E+00	-4.05E-12	1.12E-10
2-1300	7.80E-11	-5.87E-11	0.00E+00	-3.75E-12	1.55E-11
2-2050	1.20E-10	-1.62E-11	0.00E+00	-4.12E-12	9.94E-11
2-2300	7.00E-11	-5.83E-11	0.00E+00	-3.79E-12	7.96E-12
2-3050	1.21E-10	-1.63E-11	0.00E+00	-4.15E-12	1.00E-10
2-3300	6.79E-11	-5.79E-11	0.00E+00	-3.81E-12	6.21E-12

Table 54. Fossil energy results for every interior paint product, per 1 m² for 60 years by market life (MJ)

SKU	Stage 1	Stage 2	Stage 3	Stage 4	Total
2-1050	5.08E+01	9.88E+00	0.00E+00	2.29E-01	6.09E+01
2-1300	2.74E+01	1.76E+01	0.00E+00	1.92E-01	4.53E+01
2-2050	4.81E+01	9.36E+00	0.00E+00	1.76E-01	5.76E+01
2-2300	2.74E+01	1.69E+01	0.00E+00	1.38E-01	4.45E+01
2-3050	5.19E+01	9.08E+00	0.00E+00	1.47E-01	6.11E+01
2-3300	2.77E+01	1.64E+01	0.00E+00	9.92E-02	4.42E+01

Table 55. Hydro/ Wind energy results for every interior paint product, per 1 m² for 60 years by market life (MJ)

SKU	Stage 1	Stage 2	Stage 3	Stage 4	Total
2-1050	2.06E+00	9.16E-02	0.00E+00	1.26E-02	2.17E+00
2-1300	6.98E-01	2.14E-01	0.00E+00	1.09E-02	9.24E-01
2-2050	1.90E+00	8.87E-02	0.00E+00	1.06E-02	2.00E+00
2-2300	6.88E-01	2.09E-01	0.00E+00	8.85E-03	9.06E-01
2-3050	2.18E+00	8.71E-02	0.00E+00	9.55E-03	2.28E+00
2-3300	7.20E-01	2.05E-01	0.00E+00	7.38E-03	9.32E-01





Premium Plus® ECOMIX™ Interior Paint



According to ISO 14025,
ISO 21930

Table 56. Nuclear energy results for every interior paint product, per 1 m² for 60 years by market life (MJ)

SKU	Stage 1	Stage 2	Stage 3	Stage 4	Total
2-1050	3.91E+00	1.66E-01	0.00E+00	-3.72E-03	4.07E+00
2-1300	1.44E+00	3.99E-01	0.00E+00	-3.99E-03	1.84E+00
2-2050	3.58E+00	1.61E-01	0.00E+00	-5.30E-03	3.73E+00
2-2300	1.46E+00	3.90E-01	0.00E+00	-5.50E-03	1.84E+00
2-3050	4.09E+00	1.59E-01	0.00E+00	-6.14E-03	4.25E+00
2-3300	1.51E+00	3.82E-01	0.00E+00	-6.57E-03	1.88E+00

Table 57. Other energy results for every interior paint product, per 1 m² for 60 years by market life (MJ)

SKU	Stage 1	Stage 2	Stage 3	Stage 4	Total
2-1050	2.55E+00	4.22E-01	0.00E+00	5.49E-02	3.02E+00
2-1300	1.13E+00	4.81E-01	0.00E+00	4.89E-02	1.66E+00
2-2050	2.45E+00	3.89E-01	0.00E+00	5.01E-02	2.89E+00
2-2300	1.09E+00	4.45E-01	0.00E+00	4.38E-02	1.57E+00
2-3050	2.67E+00	3.72E-01	0.00E+00	4.76E-02	3.09E+00
2-3300	1.11E+00	4.18E-01	0.00E+00	4.00E-02	1.57E+00

Table 58. Non-renewable resource results for every interior paint product, per 1 m² for 60 years by market life (kg)

SKU	Stage 1	Stage 2	Stage 3	Stage 4	Total
2-1050	1.28E+00	2.36E-01	0.00E+00	5.48E-03	1.52E+00
2-1300	6.42E-01	4.23E-01	0.00E+00	4.57E-03	1.07E+00
2-2050	1.21E+00	2.24E-01	0.00E+00	4.11E-03	1.44E+00
2-2300	6.40E-01	4.06E-01	0.00E+00	3.18E-03	1.05E+00
2-3050	1.32E+00	2.17E-01	0.00E+00	3.38E-03	1.54E+00
2-3300	6.48E-01	3.94E-01	0.00E+00	2.19E-03	1.04E+00





Table 59. Renewable resource results for every interior paint product, per 1 m² for 60 years by market life (kg)

SKU	Stage 1	Stage 2	Stage 3	Stage 4	Total
2-1050	2.75E-01	3.70E-12	0.00E+00	-1.11E-04	2.75E-01
2-1300	2.47E-01	-1.37E-10	0.00E+00	-1.02E-04	2.47E-01
2-2050	2.75E-01	-1.79E-12	0.00E+00	-1.11E-04	2.75E-01
2-2300	2.53E-01	-1.40E-10	0.00E+00	-1.01E-04	2.53E-01
2-3050	2.73E-01	-4.72E-12	0.00E+00	-1.11E-04	2.73E-01
2-3300	2.57E-01	-1.43E-10	0.00E+00	-1.00E-04	2.56E-01

4. Additional Environmental Information

4.1. Environmental Activities and Certifications




GREENGUARD Certification

Behr Premium Plus® ECOMIX™ Interior products are GREENGUARD and GREENGUARD Gold Certified. This third-party certification assures our paints are low-emitting and contribute to healthy indoor environments.

GREENGUARD Certification establishes acceptable indoor air standards for indoor products, environments, and buildings. GREENGUARD Gold Certification offers stricter certification criteria, considers safety factors to account for sensitive individuals (such as children and the elderly), and ensures that a product is acceptable for use in environments such as schools and healthcare facilities.

GREENGUARD certified products are referenced standards in numerous sustainable building initiatives including Leadership in Energy and Environmental Design (LEED®), Collaborative for High Performance Schools (CHPS), Green Guide for Health Care (GGHC), Sustainable Building Industry Council (SBIC) and many others. For more information on the GREENGUARD Certification Program emission standards visit greenguard.org.



USDA Certified Biobased

Behr Premium Plus® ECOMIX™ Interior paint products are USDA Certified Biobased. This third-party certification confirms that this paint contains a minimum of 20% biobased content.

Biobased products that are certified through the USDA BioPreferred Program's Voluntary Labeling Initiative are allowed to display the USDA Certified Biobased Product label on their packaging. This label confirms that the biobased product has been third-party tested and verified for its percent biobased content. For more information on the USDA BioPreferred program, visit: <https://biopreferred.gov/>





Premium Plus® ECOMIX™ Interior Paint



According to ISO 14025,
ISO 21930

4.2. Further Information

For further information visit behr.com and kilz.com.

5. References

- LCA EF 2023 Sphera Solutions Inc; Life Cycle Assessment for Experts: Software-System and Database for Life Cycle Engineering. Chicago, IL, USA, 1992-2023. <https://sphera.com/life-cycle-assessment-lca-database/>
- IPCC 2013 IPCC. (2013). *Climate Change 2013: The Physical Science Basis*. Genf, Schweiz: IPCC.
- ISO 14025 ISO 14025:2011-10 Environmental labels and declarations - Type III environmental declarations - Principles and procedures
- ISO 14040 ISO 14040:2009-11 Environmental management - Life cycle assessment - Principles and framework
- ISO 14044 ISO 14044:2006-10 Environmental management - Life cycle assessment - Requirements and guidelines
- NSF 2015 NSF. (2015). *Product Category Rule (PCR) for Architectural Coatings*. USA: NSF: https://d2evkimvhatqav.cloudfront.net/documents/pcr_architectural_coatings_2022_ext.pdf?v=1657221210
- USEPA 2012 NUS Environmental Protection Agency. (2012). *Tool for the Reduction and Assessment of Chemical and other Environmental Impacts (TRACI) – User's Manual*. Washington, D.C.: U.S. EPA.
- USEPA 2020 US Environmental Protection Agency. (2015, June). *Advancing Sustainable Materials Management: 2018 Tables and Figures. Assessing Trends in Material Generation, Recycling and Disposal in the United States*. Retrieved from US EPA: https://www.epa.gov/sites/default/files/2021-01/documents/2018_tables_and_figures_dec_2020_fnl_508.pdf



ENVIRONMENTAL PRODUCT DECLARATION



Premium Plus® ECOMIX™ Interior Paint



According to ISO 14025,
ISO 21930

6. Contact Information

6.1. Study Commissioner



Behr Paint Company

Phone number: (714) 545-7101

Email: kbird@behr.com

1801 E. St. Andrew Place, Santa Ana, CA 92705

www.behr.com

6.2. LCA Practitioner



Sphera Solutions Inc.

servicequality@sphera.com

130 E Randolph St #2900. Chicago, IL 6060

www.sphera.com

